

DNP	BG	USA	ISO	CH2	CH3	øE	L1	L2	L3	F	COD. (F)	COD. (M)
06	1	04	6.3	22	22	27	96	52.5	53.5	G 1/4	PLT1.0606.002	PLT1.0606.003
										1/4 NPT	PLT1.0606.012	PLT1.0606.013
13	2	06	10	27	27	32	116	68	63.5	G 3/8	PLT1.1310.002	PLT1.1310.003
										3/8 NPT	PLT1.1310.012	PLT1.1310.013
							125	73	67.5	G 1/2	PLT1.1313.002	PLT1.1313.003
										1/2 NPT	PLT1.1313.012	PLT1.1313.013
20	3	08	12.5	32	32	38	137	78.5	76	G 1/2	PLT1.2013.002	PLT1.2013.003
										1/2 NPT	PLT1.2013.012	PLT1.2013.013
				36	36	38	138.5	84	72	G 3/4	PLT1.2019.002	PLT1.2019.003
										3/4 NPT	PLT1.2019.012	PLT1.2019.013
25	4	12	19	46	38	48	146	87.5	80.5	G 3/4	PLT1.2519.002	PLT1.2519.003
										3/4 NPT	PLT1.2519.012	PLT1.2519.013
					46	48	150	87.5	84.5	G 1	PLT1.2525.002	PLT1.2525.003
										1 NPT	PLT1.2525.012	PLT1.2525.013
30	5	16	25	55	55	55	174	106	90	G 1 1/4	PLT1.3031.002	PLT1.3031.003
										1 1/4 NPT	PLT1.3031.012	PLT1.3031.013
39	7	24	40	70	70	79	210	118	114	G 1 1/2	PLT1.3939.002	PLT1.3939.003
										1 1/2 NPT	PLT1.3939.012	PLT1.3939.013

CARATTERISTICHE TECNICHE

Materiali: vasta gamma di acciai ad alta resistenza con parti sollecitate carbonitrate o temprate ad induzione. Molle in acciaio C 98 o acciaio inossidabile AISI 302. **Finitura:** zincatura e passivazione gialla; altri trattamenti a richiesta (QPQ). **Guarnizioni:** standard in gomma nitrilica NBR. Disponibili su richiesta EPDM, FPM (Viton™) e CR (Neoprene). **Temperatura di esercizio:** con guarnizioni standard - 25°C + 125°C. **Antiextrusore:** a disegno speciale in Teflon puro.

TECHNICAL INFORMATION

Materials: a wide range of high resistance steels with high stressed components carbonitrided or hardened by induction. Springs in C 98 steel or AISI 302 stainless steel. **Finishing:** all steel parts are zinc-plated and yellow bichromated. Other treatments provided on request (QPQ). **Seals:** standard in nitrile NBR. On request EPDM, FPM (Viton™) and CR (Neoprene) seals. **Working temperature:** with NBR standard seals - 25°C + 125°C. **Back-up ring:** specially designed in pure Teflon.

TECHNISCHE MERKMALE

Werkstoff: hochfeste Stähle mit verschleissbeanspruchten Komponenten carbonitriert oder induktivgehärtet. Federn aus C 98 Stahl oder aus Edelstahl AISI 302. **Ausführung:** verzinkt und gelb chromatiert. Varianten auf Anfrage (QPQ). **Dichtungen:** aus Nitril NBR lieferbar. Andere Dichtungen in EPDM, FPM (Viton™) und CR (Neopren) auf Anfrage ebenfalls lieferbar. **Betriebstemperatur:** mit NBR Standard-Dichtung - 25°C + 125°C. **Stuetzring:** aus rein Teflon.

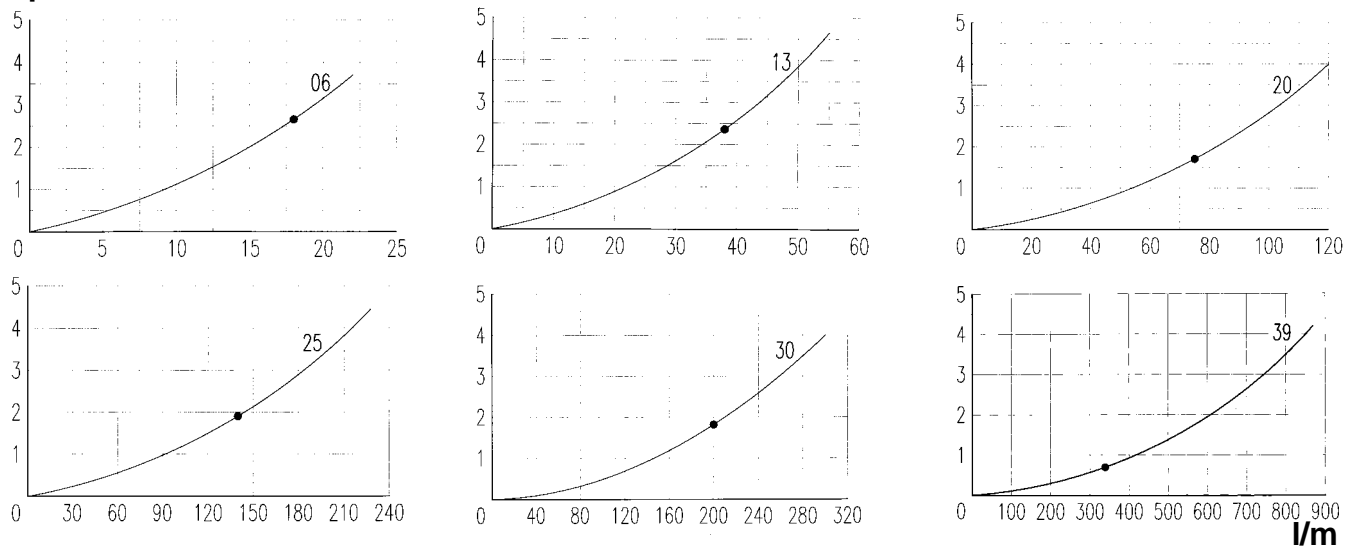
CARACTERISTIQUES TECHNIQUES

Matériel: aciers à haute résistance. Composants soumis à sollicitation carbonitrés ou tempérés à induction. Ressorts en acier C 98 ou en acier inox AISI 302. **Traitement de la surface:** zingués et bichromatés jaune. Autres traitements sur demande (QPQ). **Joint:** nitrile NBR en standard. Joints en EPDM, FPM (Viton™) et en CR (Neoprene) sur demande. **Température de service:** avec joints standard - 25°C + 125°C. **Bague anti-extrusion:** spéciale en Teflon pur.

Dimensione nominale Nominal size Nennmass Dimension nominale				Press. max d'esercizio Max working pressure Max Betriebsdruck Press. de service max	Portata nominale Rated flow Durchfluss Débit	Pressione min di scoppio / Min burst pressure Min Berstdruck / Pression d'éclatement min			Spillaggio / Fluid spillage Olverlust / Ecoulement
DNP	BG	USA	ISO			Maschio / Male Stecker / Måle	Femmina / Female Muffe / Femelle	Innestato / Coupled Gekuppelt / Accouplé	
06	1	04	6.3	200	18	2000	700	1500	0.008
13	2	06	10	250	38	1140	940	1240	0.010
20	3	08	12.5	200	75	1540	440	1400	0.012
25	4	12	19	200	140	1300	540	1300	0.020
30	5	16	25	200	200	1400	640	1400	0.030
39	7	24	40	250	340	1000	1000	1000	0.050

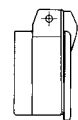
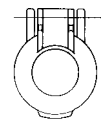
PERDITA DI CARICO / PRESSURE DROP / DRUCKVERLUST / DEBIT DE PRESSION (Δp bar - l/m)

Δp (bar)



ACCESSORI / ACCESSORIES / ZUBEHÖR / ACCESSOIRES

DNP size	Tappo per femmina Female dust plug Staubstecker Bouchon pour fem.	Cappuccio per masc. Male dust cap Staubkappe Capuchon pour mâle	Colore Colour Farbe Couleur	Materiale Material Werkstoff Matériel	DNP size	Protezione per fem. Automatic fem. caps Klappdeckel für Muffe Protection pour fem.	Colore Colour Farbe Couleur	Materiale Material Werkstoff Matériel
06	SPLT.06002	SPLT.06003	ROSSO / RED	PVC	13	SPLT.13302	ROSSO / RED	NYLON
13	SPLT.13002	SPLT.13003	ROSSO / RED	PVC	13	SPLT.13312	GIALLO / YELLOW	NYLON
20	SPLT.20002	SPLT.20003	ROSSO / RED	PVC	13	SPLT.13322	VERDE / GREEN	NYLON
25	SPLT.25002	SPLT.25003	ROSSO / RED	PVC	13	SPLT.13332	BLU / BLUE	NYLON
					13	SPLT.13342	NERO / BLACK	NYLON
					20	SPPV.13302	NERO / BLACK	NYLON
					20	SPPV.13312	GIALLO / YELLOW	NYLON
					20	SPPV.13322	VERDE / GREEN	NYLON
					20	SPPV.13332	BLU / BLUE	NYLON
					20	SPPV.13342	ROSSO / RED	NYLON



GUARNIZIONI DI RICAMBIO / SPARE PARTS / ERSATZDICHTUNGEN / JOINTS

DNP size	O-RING FEMMINA / FEMALE O-RING MUFFE O-RING / O-RING FEMELLE	O-RING MASCHIO / MALE O-RING STECKER O-RING / O-RING MÅLE	ANTIESTRUSORE FEMMINA / FEMALE BACK-UP RING MUFFE STÜTZRING / CONTRE-JOINT FEMELLE	ANTIESTRUSORE MASCHIO / MALE BACK-UP RING STECKER STÜTZRING / CONTRE-JOINT MÅLE
06	PLT.006.121 NBR	PLT.006.120 NBR	06 PLT.006.131 PTFE	06 PLT.006.130 PTFE
13	PLT.013.121 VITON	PLT.013.120 VITON	13 PLT.013.131	13 PLT.013.130
20	PLT.019.120 VITON	PLT.019.120 VITON	20 PLT.019.131	20 PLT.019.130 N
25	PLT.025.121 VITON	PLT.025.120 VITON	25 PLT.025.131	25 PLT.025.130 N
30	PLT.031.121 VITON	PLT.031.120 VITON	30 PLT.031.131	30 PLT.031.130 N
39	PLT.039.121 VITON	PLT.039.120 VITON	39 PLT.039.131	39 PLT.039.130